



RESERVE BANK OF AUSTRALIA

Speech

Australia's Resource Industry – A Look into the Crystal Ball

Alexandra Heath ^[*]

Head of Economic Analysis

Address to the Association of Mining and Exploration Companies

Perth – 5 June 2019



Introduction

Good morning and thank you to the AMEC for the invitation to be here today.

The resource sector makes a significant contribution to the Australian economy. It accounts for about 20 per cent of business investment and almost 60 per cent of Australia's exports. There are also significant spillovers from mining activity to other parts of the economy. Data on inter-industry linkages tell us that activity in industries that service the mining industry quadrupled as a share of GDP between the early 2000s and the peak of the mining investment boom in 2012/13.

Based on information we get from our liaison program and other sources, we expect that mining investment is probably around its trough and is likely to pick-up gradually over the next year or so. Resource exports are also expected to contribute to GDP growth before plateauing at a new, higher level. This story will be familiar to all of you here today.

But I'm going to talk about the longer-term outlook for Australia's resource exports. Taking the perspective of a macroeconomist, I will start by looking at the long-term determinants of global demand. I will then move on to explore the question of what can be done to take advantage of the opportunities and manage the risks of an uncertain future, focusing on the adaptability of the labour market.

Global demand for Australia's commodities

One of the biggest factors affecting the global demand for commodities is population growth – more people need more places to live, more food to eat and demand more energy. The process of industrialisation and urbanisation also increases demand for commodities, although the composition

of that demand can change as countries become richer. For example, diets become increasingly protein-based and construction becomes more steel-intensive. The increase in demand from these factors will be offset to some extent over time by technological progress that allows commodity inputs to be used more efficiently. There are also policy considerations, such as governments' commitments to the Paris Agreement, that will affect the composition of commodity demand going forward.

To explore how demand for commodities is likely to change in the longer term, I am going to split commodity demand into three groups: construction-related resources; gold; and energy-related resources.

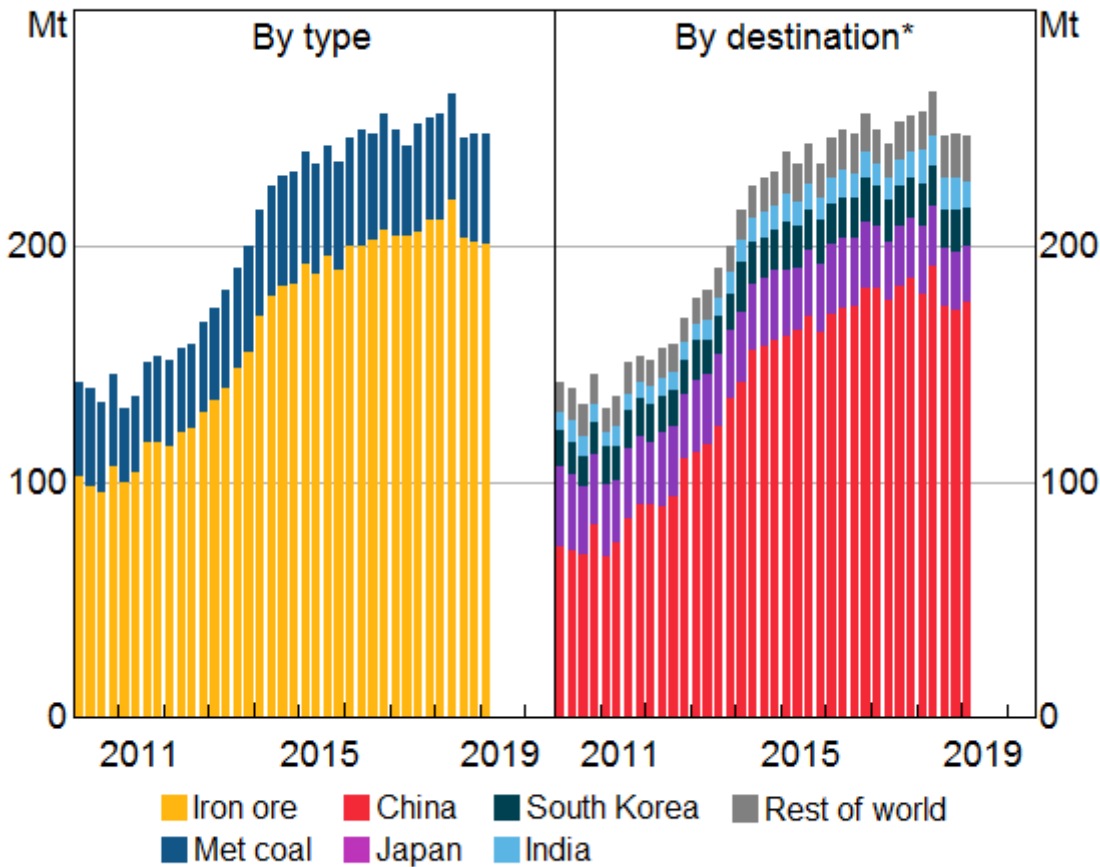
Construction-related resources

Australia's key construction-related resources are iron ore and coking (or metallurgical) coal. These commodities are key inputs into steel production and accounted for more than 40 per cent of Australia's total resource exports in 2018, up from 20 per cent in the early 2000s. China is currently the largest consumer of steel in the world and is the destination for about 80 per cent of Australian iron ore exports and around one quarter of Australia's coking coal exports.

Graph 1

Australian Construction-related Exports

Quarterly

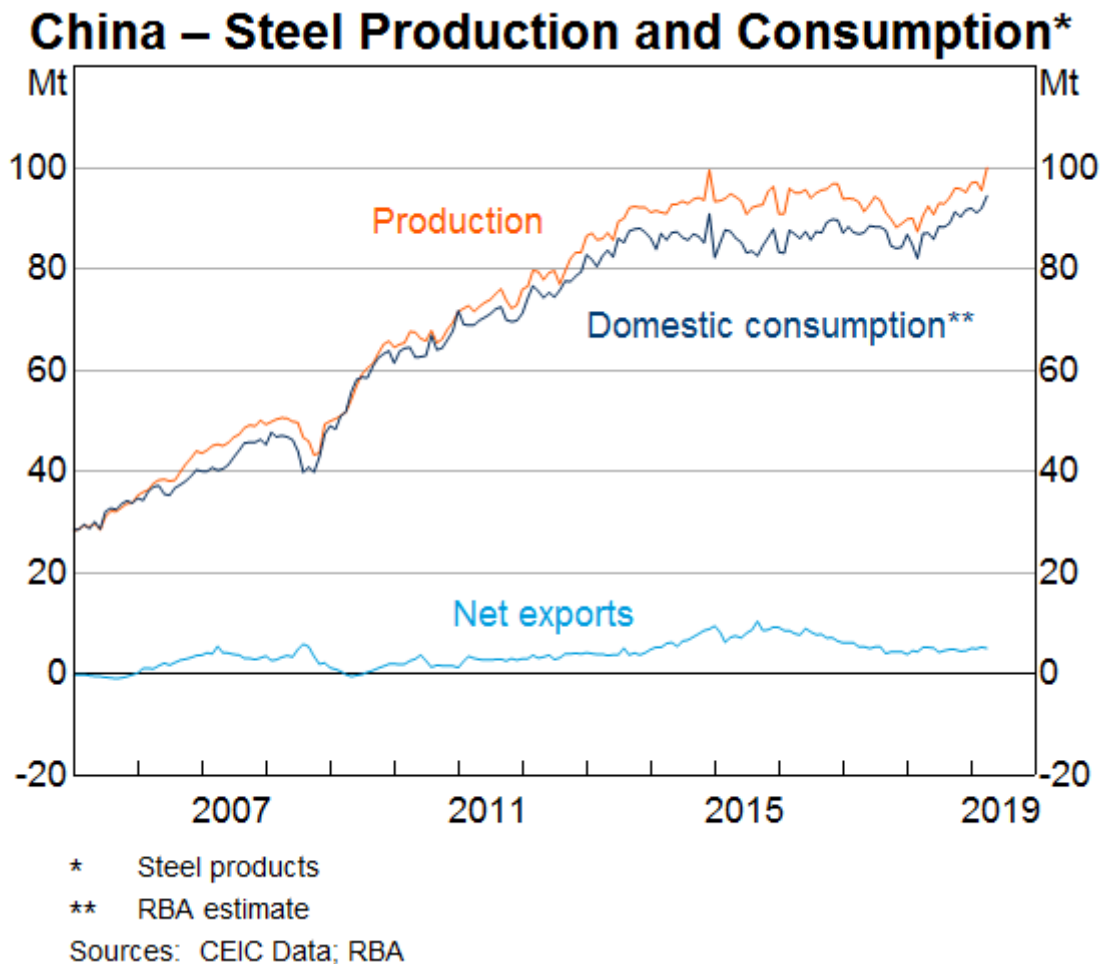


* Combined iron ore and coking coal exports

Sources: ABS; RBA

Over the past 15 years or so, growth in Chinese demand for steel has been driven by population growth, industrialisation and urbanisation. However, China's population is projected to fall in coming decades and the rates of industrialisation and urbanisation are likely to slow as the economy matures. All these factors are likely to reduce demand for steel to build urban housing and infrastructure although the demand for steel in the manufacturing sector is expected to hold up.

Graph 2

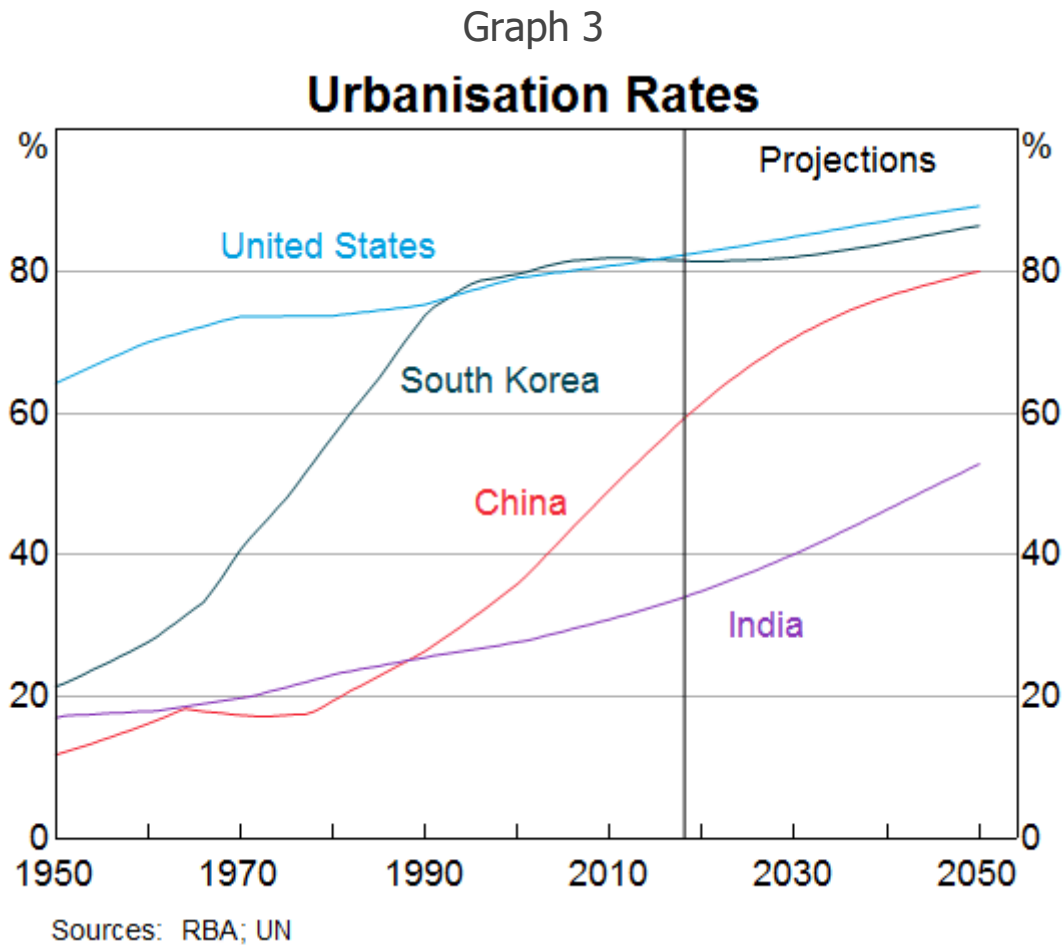


Policy decisions will also affect Chinese demand for iron ore and coking coal. Over recent years, the Chinese authorities have encouraged a shift towards higher-quality inputs into the steel-making process to reduce pollution. Recent policy statements suggest that the emphasis on managing the environmental consequences of industrialisation will continue to be a priority in the future. China also aims to materially increase its scrap-use ratio over the medium term, although this may be challenging because there is currently relatively limited availability of scrap steel and recycling infrastructure.

After China, the two most important consumers of steel are the United States and India. As an advanced economy with a large population, the United States is likely to continue to be an important consumer of steel. But for a number of reasons, India has significantly more potential to affect the growth in demand for steel.

Given current population growth projections, India is expected to become the most populous country in the world by 2030. India's demand for steel will also be boosted by an increase in urbanisation

because people moving to cities need somewhere to live and infrastructure to support their daily activities. As you can see from the graph, India's urbanisation rate is still relatively low.

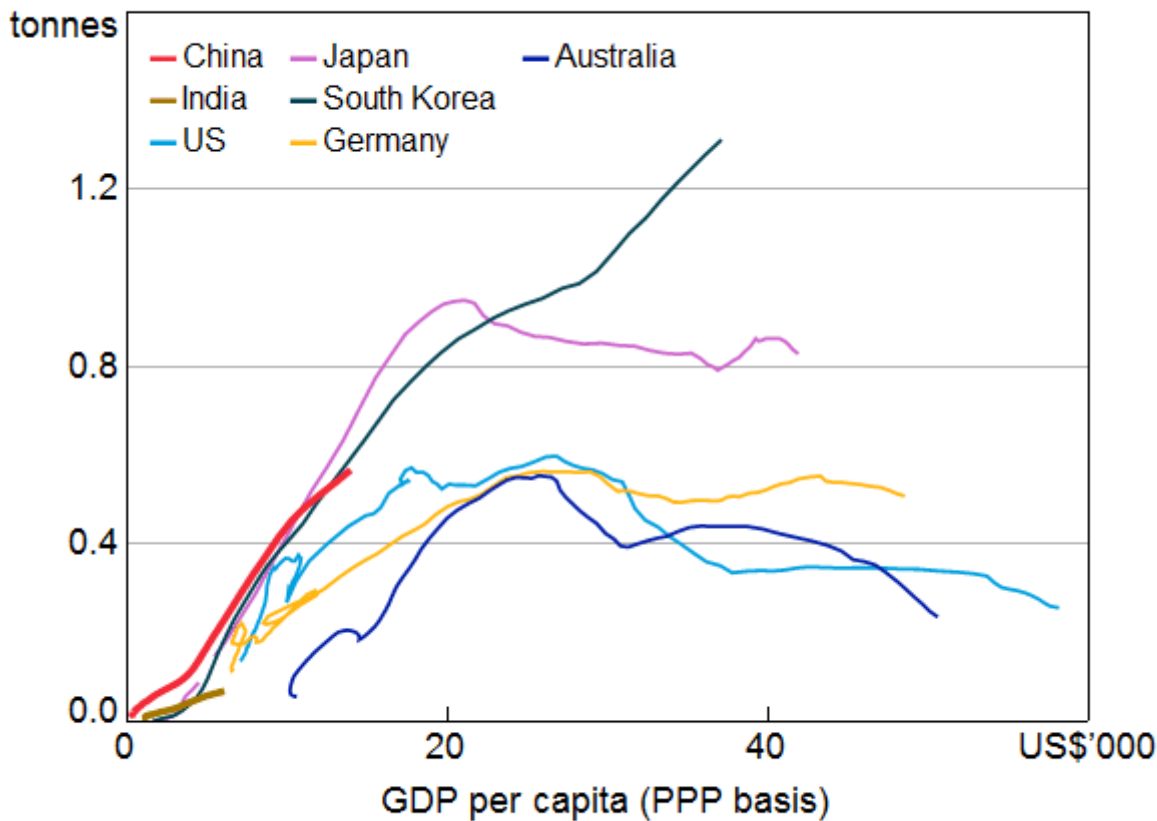


There is also significant scope for the steel intensity of the Indian economy to increase. Historically, steel intensity increases with GDP per capita to a point where it levels out. [\[1\]](#) You can see from this graph that China has already reached a level of steel intensity near this plateau point, whereas India's steel intensity is a lot lower. Japan and South Korea have been notable exceptions because they became significant exporters of steel.

Graph 4

Steel Production per Capita

Smoothed



Sources: COW War Data (v4.0); Maddison Project Database; RBA; Sarkees (2010); The Conference Board; World Steel Association

The Indian government has a goal to triple domestic steel production to around 300 million tonnes by 2030. Most of this increase would be used to meet domestic consumption. Even if somewhat slower growth is achieved, demand for imported coking coal from countries such as Australia could increase because India's coking coal reserves are small and tend to be of relatively low quality. In contrast, India is already largely self-sufficient in iron ore and has large high-quality haematite reserves.

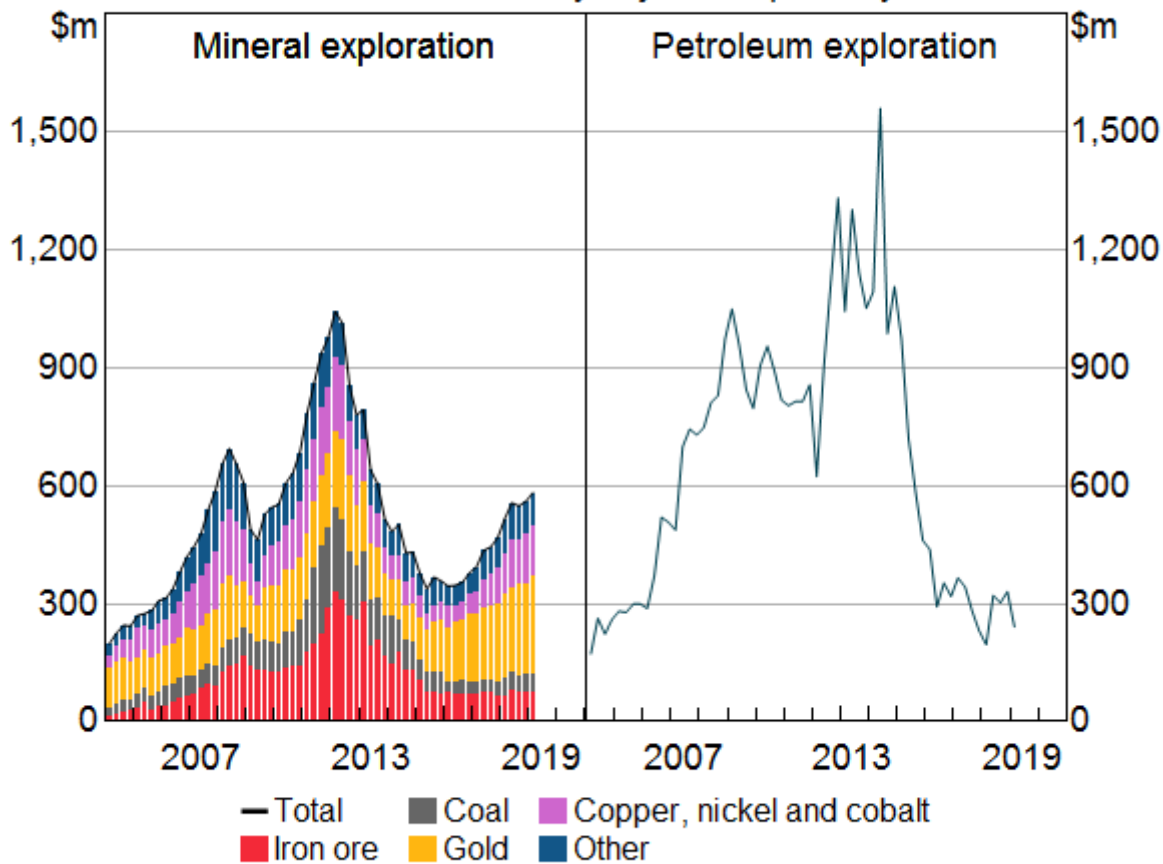
Gold

Australia's fifth largest resource export by value is gold. Elevated Australian dollar gold prices have resulted in higher local exploration spending (and production) in Australia in recent years, concentrated in Western Australia. Gold has driven the increase in national exploration expenditure since FY2016 and accounted for two fifths of total exploration expenditure in 2018.

Graph 5

Exploration Activity

Nominal, seasonally adjusted, quarterly



Around half of total gold demand in 2018 was for the production of gold jewellery. ^[2] The largest markets for gold jewellery are in China and India. Based on the outlook for population growth, particularly in India, and the fact that the citizens of these countries are likely to become more wealthy, the longer-term demand outlook for gold would seem positive. Unlike other commodities, gold also has a long history of being used as a store of value and is widely used for portfolio diversification purposes. This continues to drive investor demand for gold bars and coins, and increasingly exchange-traded funds.

Energy-related resources

Many of the same forces boosting demand for construction-related commodities are also driving an increase in demand for energy over time. However, the global energy mix is expected to change significantly. For Australia, the projected changes in the global energy mix present both challenges and opportunities.

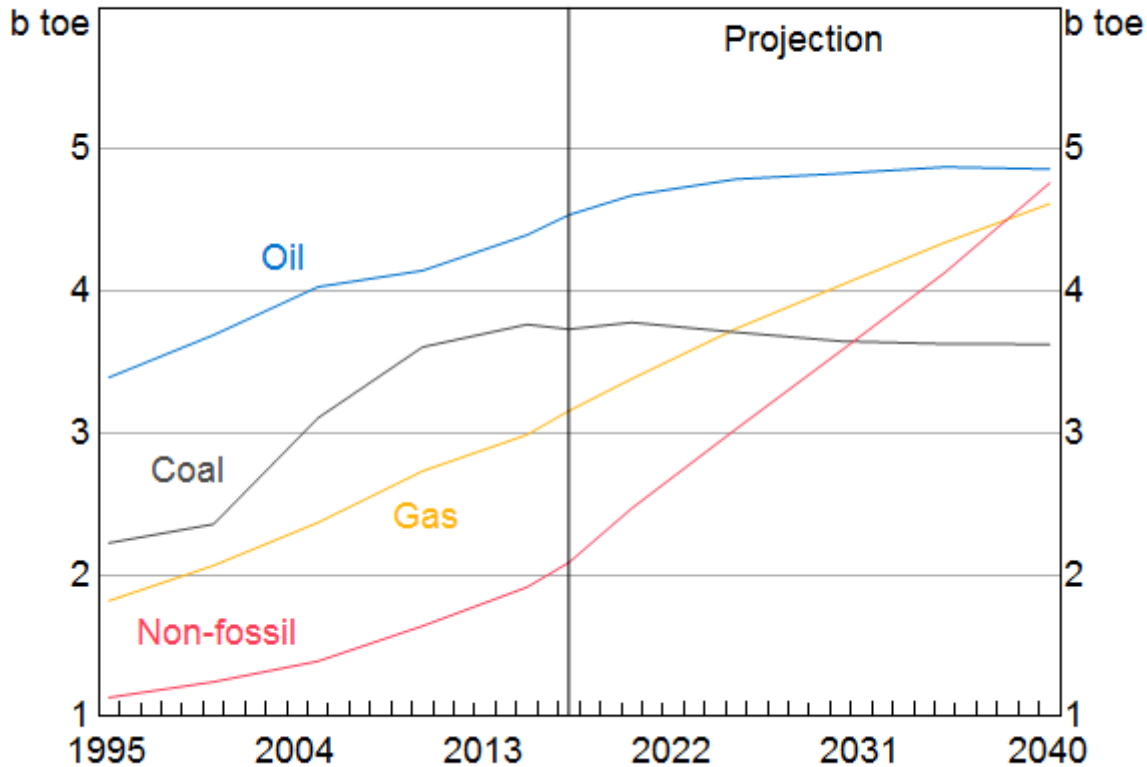
Under an assumption that things evolve with current policies in place, BP projects that coal demand will be reasonably stable in its *2019 BP Energy Outlook*. Given the overall increase in energy demand, this implies coal's share of total energy consumption is expected to decline. At the same time, BP projects that there will be a significant increase in demand for non-fossil fuels partly driven

by the falling cost of renewable energy generation enabled by technological change. ^[3] As this transition occurs, demand for natural gas is also expected to increase.

Graph 6

The Changing Fuel Mix

Evolving transition, billions of tonnes of oil equivalent

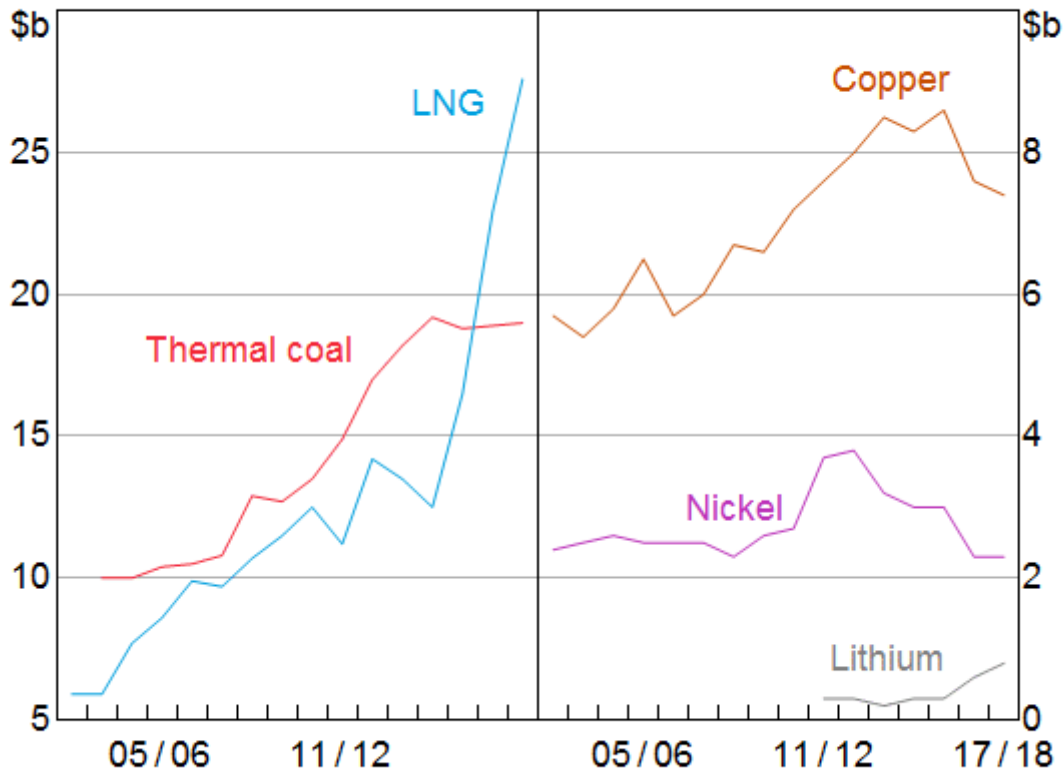


Sources: BP Energy Outlook (2019); RBA

Thermal coal is one of Australia's largest energy-related exports. Together Japan, China and South Korea account for around 75 per cent of Australia's thermal coal exports and in all three countries there are plans to shift towards cleaner energy sources. One of those cleaner energy sources is LNG, which has become an increasingly important energy export for Australia. There is at least one large expansionary LNG project currently under assessment in Western Australia in anticipation of further strong increases in global demand for LNG.

Graph 7 Australian Energy-related Exports

Annual, 2016/17 prices



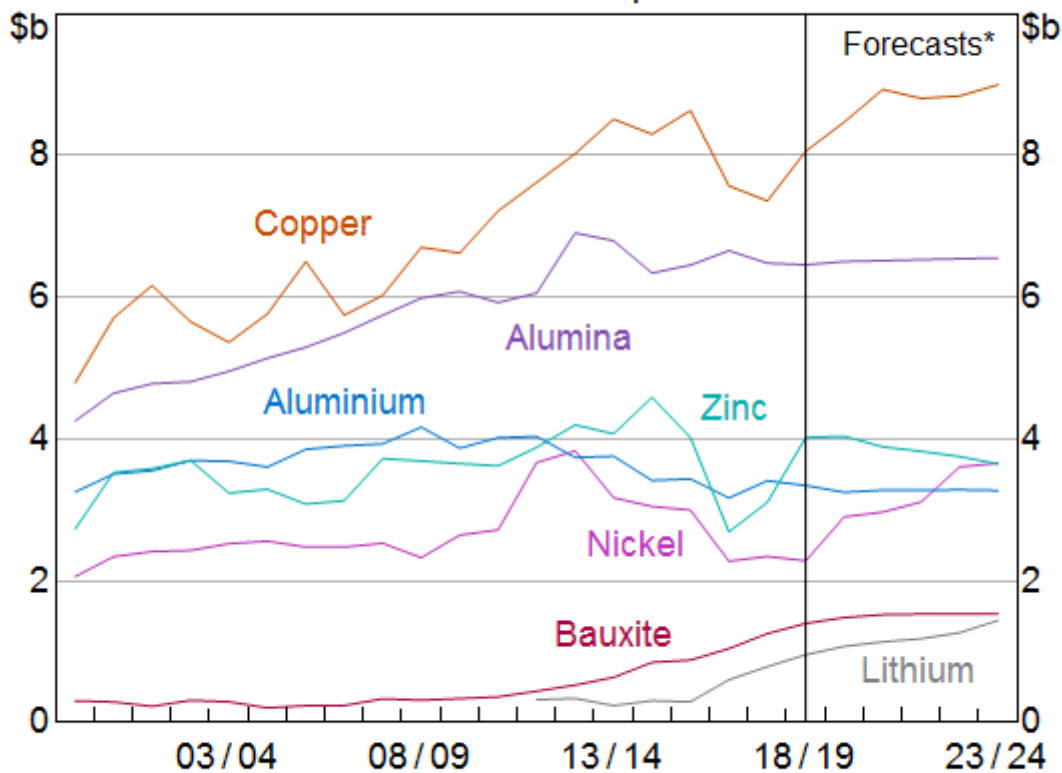
Sources: ABS; DOIIS; RBA

There is also expected to be stronger demand for a range of metals that are inputs into batteries (especially lithium) and are used intensively in renewable generation and in electric vehicles (such as copper). [\[4\]](#) No doubt those in the room are well aware of the opportunities for Australia in this space. A number of new lithium mines have been constructed in Western Australia in recent years and projects are increasingly looking to value-add through further downstream processing. [\[5\]](#)

Graph 8

Small Resource Exports

Constant 2016/17 prices



* Based on DOIIIS projections

Sources: ABS; DOIIIS; RBA

How do we weigh up the challenges and opportunities raised by changes to the global energy mix? One way is to think about scenarios. By its nature, scenario analysis relies on assumptions that can be debated, but it does provide the starting point for a conversation about the risks to be managed and the opportunities to prepare for.

The projections for energy demand I used earlier are BP's based on current policies. BP also produce a scenario in their report about how energy demand could change in a world where policies are broadly consistent with achieving governments' commitments to the climate goals set out in the Paris Agreement. Under this scenario, there is a faster global transition away from carbon-emitting sources of energy, and Australia's thermal coal exports would be expected to decline. Because this transition is projected to be relatively gradual, the effect on annual GDP growth would be relatively small, especially if the offsetting effects of increased demand for LNG or inputs into renewable energy generation are taken into account. [\[6\]](#)

But it is important to recognise that the negative consequences of such a transition will be focused on specific geographic areas and communities that are unlikely to be the same ones reaping the benefits. This can be particularly challenging if there are limited opportunities to find alternative employment, which is often the case for coal-mining areas. The question is then what can be done to improve the ability of local communities to manage these challenges? There are also questions about what can be done to improve the ability of the economy as a whole and society more

generally to manage the challenges associated with structural change and, perhaps more importantly, to leverage the opportunities associated with that change.

These are big questions, but they are not new questions.

Australia has experienced many structural changes where the effects on local communities have been much greater than the effects on the economy as a whole. At the same time a lot has been done over the past 50 years to improve the ability of the economy to adapt to structural change. For example, comparing the experience of the most recent mining investment boom with previous mining investment booms shows us that moving to a freely floating exchange rate significantly improved the economy's adjustment to huge increases in export prices. [\[7\]](#)

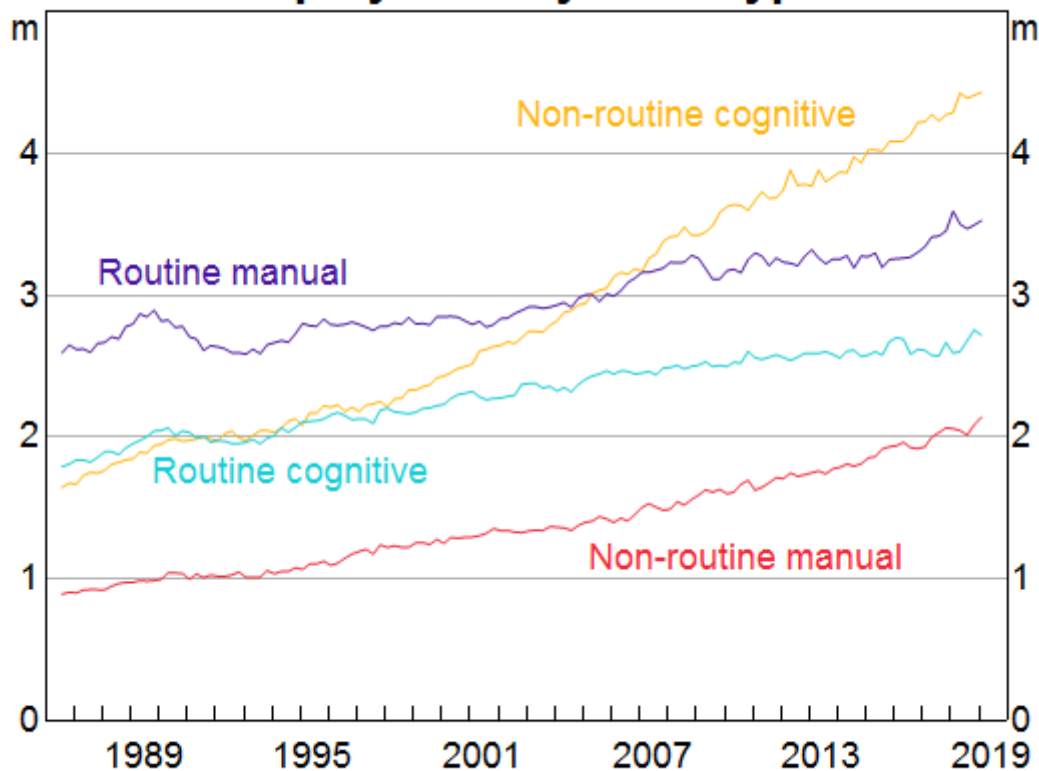
A more adaptable workforce

The labour market is a key part of how the economy adjusts to structural change and how local communities are affected. The ability of individuals to adapt to changes in demand for skills is another important element of this adjustment.

To understand how the labour market has been changing over time, it is useful to classify jobs by whether they are routine or not and whether they mainly use manual skills or cognitive skills. You can see from this graph that in Australia there has been less growth in the number of routine jobs, which by their nature are relatively straightforward to automate. This process of automation requires investment in new technology that comes from innovation of various kinds including research and development. Innovation and technological change are important sources of productivity growth that underpin our economic prosperity over the longer term.

Graph 9

Employment by Skill Type



Sources: ABS; RBA

The most significant growth has been in non-routine jobs, particularly non-routine cognitive jobs. Non-routine jobs have features, such as interacting with people, or diagnosing and solving irregular problems, that are harder to automate.

These forces that have been apparent in the labour market as a whole are also present in the mining industry. For example, iron ore producers have begun to use autonomous haulage, which replaces multiple truck drivers with a single controller. Unlike a truck driver, a controller must be highly computer literate and be able to solve different problems. Autonomous trucks also require communications technology that must be maintained, which increases the demand for highly skilled communications technicians. Looking slightly deeper into the crystal ball, changes in the demand for different types of skills are likely to continue as electric mining equipment and vehicles become more commonplace, and robots replace human miners, especially in more dangerous environments.

These examples suggest that mining is going to become increasingly reliant on people with IT skills of various kinds. [8] IT security specialists will be required to ensure autonomous systems are safe from outside interference, while software engineers and data scientists will be required to optimise real-time operations. [9]

There is clearly a change in the nature of work and the skills required. It is important to emphasise, however, that it does not follow that fewer people will be employed overall. This is especially true when you take into account that some of the demand for new skills will be met by specialised service providers in other firms and other industries. Indeed, this outsourcing of specialised services as

technological progress changes the nature of work is yet another broad trend in the labour market and the way business is done. [\[10\]](#)

But how are we, as a country, going to equip people with these skills? Or, more specifically, how are firms in the resource sector going to do so? The easy answer is through education and training. But what does that mean? And is that any different to what we've already been doing?

The education sector will continue to have a role in making sure that future employees have work-ready skills. This will include teaching subject matter expertise, such as data analytics, robotics engineering and machine fitting, as well as more general skills such as digital literacy, the ability to work in teams with diverse skill sets and analytical thinking. The tertiary education sector will also continue to play a role in providing the research that underpins technological change. There are a lot of opportunities for business and the education sector to work together in this area.

Retraining of current employees should also be able to meet some of the demand for new skills. Traditionally, this might have been done on-the-job, but increasingly firms are looking to work with the education sector to achieve this retraining. For example, some mining companies have begun partnering with education providers to create courses to meet their changing employment needs, especially around automation. [\[11\]](#) This change in emphasis towards life-long learning is another area where there are huge opportunities.

Conclusion

The purpose of this conference is to think about what the future holds for the resource sector. While predicting the future is difficult, understanding existing trends and running scenarios can be useful to test assumptions, and highlight challenges and opportunities.

The industrialisation and urbanisation of large emerging economies will continue to boost demand for commodities. Governments' commitments to significantly reduce carbon emissions are likely to benefit some parts of the resource sector, but provide challenges for others. At the same time, the economy will be constantly responding to the effects of technological change. History shows that it is important to have a policy environment and institutions that allow the economy to adapt to change. A system where businesses and the education sector work together to ensure people are equipped to adapt to the changing demand for skills is particularly important. There is a clear role for policy and a change in emphasis towards life-long learning to improve outcomes in this space.

Endnotes

[\[*\]](#) I would like to thank Aaron Walker and Blair Chapman for assistance in preparing these remarks. This speech draws upon internal work by Alexis Tan, June Ma, Ivan Roberts, Michelle van der Merwe, Kate McLoughlin and Michelle Cunningham.

[\[1\]](#) Data on steel production by country prior to 1967 provided by Sarkees MR and FW Wayman (2010), *Resort to War: 1816–2007, Correlates of War*, CQ Press, Washington DC. GDP and population data prior to 1950 provided by the Maddison Project Database (version 2013) from Bolt J and JL van Zanden (2014), 'The Maddison Project:

Collaborative Research on Historical National Accounts', *The Economic History Review*, 67(3), pp 627–651 and 'The First Update of the Maddison Project Re-Estimating Growth Before 1820', Maddison-Project Working Paper WP-4.

- [2] World Gold Council (2019), 'Gold Demand Trends Full year and Q4 2018', January, viewed 29 May 2019. Available at <<https://www.gold.org/goldhub/research/gold-demand-trends/gold-demand-trends-full-year-2018>>
- [3] See Debelle G (2019), '[Climate Change and the Economy](#)', Speech at the Centre for Policy Development, Sydney, 12 March. Available at <<https://www.rba.gov.au/speeches/2019/sp-dg-2019-03-12.html>>
- [4] See RBA (2018), '[Box C: Outlook for Non-ferrous Metal Exports](#)', *Statement on Monetary Policy*, August, pp 67 - 69. Available at <<https://www.rba.gov.au/publications/smp/2018/aug/box-c-outlook-for-non-ferrous-metal-exports.html>>
- [5] Hydrogen may also develop as an energy export for Australia given the vast energy resources of sunlight and wind available for hydrogen production. While several significant hydrogen projects have been proposed this market remains in the very early stages of development.
- [6] Thermal coal exports currently account for around 5 per cent of Australia's total exports and just over 1 per cent of GDP.
- [7] Atkins T, M Caputo, T Robinson and H Wang (2014), '[Macroeconomic Consequences of Terms of Trade Episodes, Past and Present](#)', RBA Research Discussion Paper No 2014-01.
- [8] BDO (2018) suggests that by 2020 most mining companies will spend around 10 per cent of revenue on IT.
- [9] More broadly, statistical analysis shows that there is a significant wage premium, on average, for occupations that requires higher-than-average analytical skills, which include reasoning and problem solving. See Bishop J and R Guttmann (2018), '[Does It Pay to Study Economics](#)', *RBA Bulletin*, September. Available at <<https://www.rba.gov.au/publications/bulletin/2018/sep/does-it-pay-to-study-economics.html>>
- [10] Heath A (2017), '[Structural Change in Australian Industry: The Role of Business Services](#)', Speech at the Economic Society of Australia, Hobart, 6 September.
- [11] For example, Rio Tinto is partnering with South West TAFE to offer courses in automation.

© Reserve Bank of Australia, 2001–2019. All rights reserved.

The Reserve Bank of Australia acknowledges the Aboriginal and Torres Strait Islander Peoples of Australia as the Traditional Custodians of this land, and recognises their continuing connection to Country. We pay our respects to their Elders, past, present and emerging.